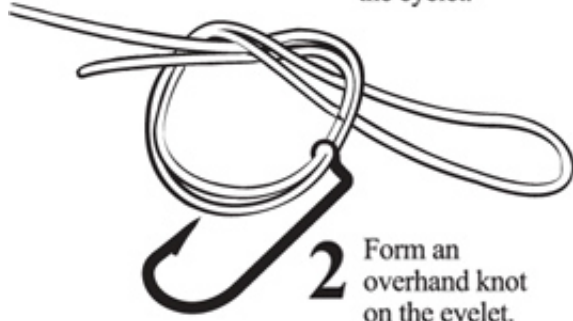
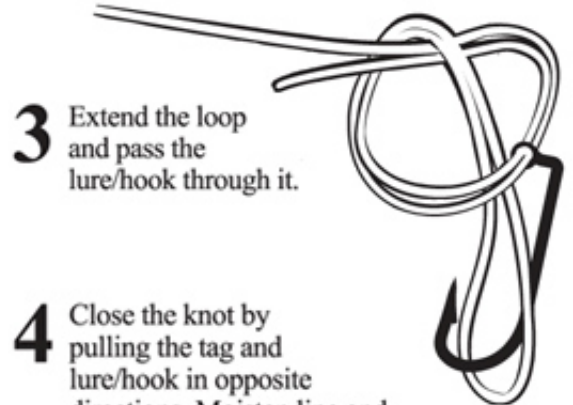


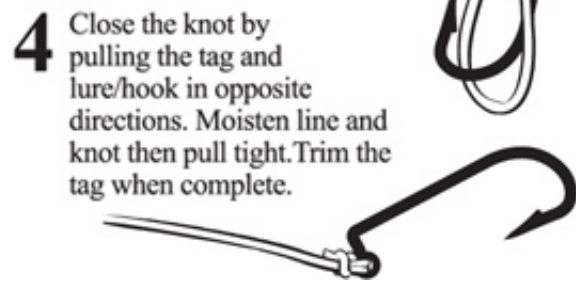
1 Make a loop and pass it through the eyelet.



2 Form an overhand knot on the eyelet.



3 Extend the loop and pass the lure/hook through it.



4 Close the knot by pulling the tag and lure/hook in opposite directions. Moisten line and knot then pull tight. Trim the tag when complete.



Free Fishing Knots Pdf Download ->>>>>>>
[DOWNLOAD](#)

3d39b66ab9

[iso 9000 quality systems handbook david hoyle pdf download](#)
[foam roller exercises for runners pdf download](#)
[metered dose inhaler technique pdf download](#)
[elektrotechnika teoretyczna borkowski pdf download](#)
[guide d ondes pdf download](#)
[parasuraman et al 1985 pdf download](#)
[download pdf to epub converter for android](#)
[mormon doctrine 1st edition pdf download](#)
[natural selection theory pdf download](#)
[karl marx the revolutions of 1848 pdf download](#)